

Doraville city, GA (1323536)

Population Summary	
2010 Total Population	10,477
2018 Total Population	10,634
2023 Total Population	10,821
2017-2022 Annual Rate	0.35%
2018 Total Daytime Population	14,398
Workers	9,560
Residents	4,838
2018 Population by Race/Ethnicity	
Total	10,633
White Alone	37.3%
Black Alone	14.6%
American Indian Alone	0.9%
Asian Alone	21.9%
Pacific Islander Alone	0.2%
Some Other Race Alone	21.0%
Two or More Races	4.1%
Hispanic Origin	43.4%
Diversity Index	89.4
2018 Population 25+ by Educational Attainment	
Total	6,928
Less than 9th Grade	20.9%
9th - 12th Grade, No Diploma	12.1%
High School Graduate	20.3%
GED/Alternative Credential	1.3%
Some College, No Degree	14.7%
Associate Degree	4.1%
Bachelor's Degree	16.7%
Graduate/Professional Degree	9.9%
2018 Workforce and Employed Population 16+ by Industry	
2018 Civilian Population Age 16+ in Labor Force (Esri)	6,210
2018 Unemployed Population Age 16+ (Esri)	281
Total Employed	5,929
Agriculture/Mining	1.1%
Construction	16.0%
Manufacturing	7.7%
Wholesale Trade	5.8%
Retail Trade	9.9%
Transportation/Utilities	2.9%
Information	1.8%
Finance/Insurance/Real Estate	3.9%
Services	49.6%
Public Administration	1.4%
Median Household Income	
2018 Median Household Income	\$42,812
2023 Median Household Income	\$47,095
2017-2022 Annual Rate	1.93%
Median Age	
2010	30.9
2018	33.4
2023	34.5
Median Home Value	
2018	\$173,295
2023	\$184,337

Sources: ESRI, U.S. Census

Georgia Power Community & Economic Development | 75 Fifth Street NW, Suite 150 | Atlanta, GA 30308 | www.SelectGeorgia.com

This information is provided "as is" without warranty of any kind either express or implied. @2018

Demographic Overview

City of Doraville




International Marketplace
Dominant Tapestry Segment




33.4
Median Age


KEY FACTS




10,634
Total Population




\$173,295
Median Home Value



955
Businesses




14,398
Daytime Population




0.2%
2010-17 Pop Growth Rate



\$17,978
Per Capita Income



3.1
Avg Household Size



\$42,812
Median Household Income

KEY SPENDING FACTS (\$)

